

## GIZA Surface Mounted

With clean minimalistic lines, GIZA is a LED lighting luminaire used in hallways, staircases and circulation areas.


With cooler tones, the dynamic lighting effect triggers excitement in people who enter into areas that are lit with GIZA. The colour temperature of the 3050K is perfect for foyers and entrance areas.




**GIZA SURFACE MOUNTED LED LUMINAIRES**

**Technical Specifications**

<b>Body</b>	: Steel sheet housing (RAL 9003) Specially designed cooling
<b>Reflector</b>	: 99.9% Pure Al. PC-Coated reflector
<b>Diffuser</b>	: Tempered glass glare-controlled special manufacturing
<b>Rated Power</b>	: 8W
<b>Power Consumption</b>	: 10W
<b>Light Source</b>	: Power LED
<b>Rated voltage</b>	: 220-240 V 50-60 Hz
<b>Degree of Protection</b>	: IP 20
<b>Colour Temperature</b>	: 3000K Warm White, 4000K Neutral White 5000K Cool White

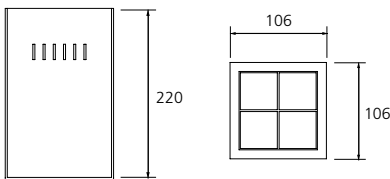


Body Colour  
  
 RAL 9003

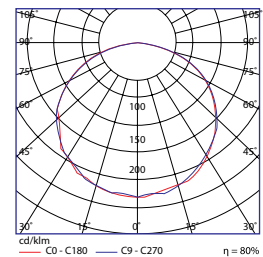
**General Specifications**

- \* Energy-efficient
- \* Long-lasting
- \* Easy installation
- \* Aesthetic
- \* Green
- \* Light values are stable (time-invariant)

**Technical Drawing**



**Photometric Data**



GIZA

**GIZA Surface Mounted Ordering Table**

Ordering Code	Descriptions	Product Codes	Power Consumption (W)	Weight (kg)
47313	GIZA Surface Mounted (5850-6300K)	EBA 4*PS10U-139PW/CD	10	2
47314	GIZA Surface Mounted (4250-4500K)	EBA 4*PS10U-130NW/CD	10	2
47315	GIZA Surface Mounted (3050-3250K)	EBA 4*PS10U-122WW/CD	10	2