



## NETA Recessed Mounted



In defining of modern places and clear ceilings in architecture, NETA Recessed Mounted successfully undertake their role. In ceiling lighting system, how the square luminaires point the architectural axes, rounded luminaires in different sizes creates free and comfortable templates.

Light diffuses from satin acrylic (PMMA) diffuser, distribute to places and smooth shadows appear. It creates light regions on ceiling, NETA uses LED technology as well. It contains 300 mm diameter high-efficiency LED PCB as the light source. It provides 2300 lm light flow to the room with 35W power consumption and an efficiency of over 70%. The value is

more than 20% provided by downlight with 2x26W TC-DEL/TEL Lamp. High Transmissive special polymer diffuser technique is unique and provides visual comfort. Estimated life is 50.000 hours.


NETA offers a tremendous flexibility and creativity to the architects or lighting designers. It is suitable for not only retail, offices and showrooms but also sports, exercise and recreation areas.



**ROUND RECESSED MOUNTED LIGHTING LUMINAIRE**

**Technical Specifications**

<b>Body</b>	: Steel Sheet, Electrostatic Powder Coated
<b>Diffuser</b>	: Opal Acrylic (PMMA)
<b>Light Source</b>	: LED, PLL 55W - PLL 36W TLC5 55W - TLC5 40W - TLC5 22W
<b>Rated Voltage</b>	: 220-240 V 50-60 Hz
<b>Control</b>	: Electronic Ballast
<b>Degree Of Protection</b>	: IP 20
<b>Light Color Temp.</b>	: Warm White 3000K, Cool White 4000K

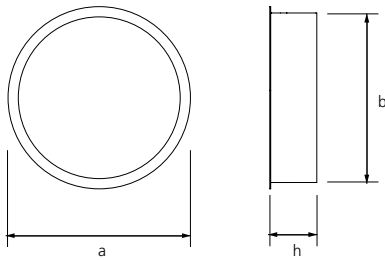


Body Color

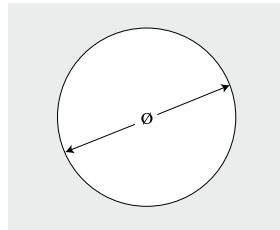


RAL 9010

**Technical Drawing**



**Ceiling cut-size**

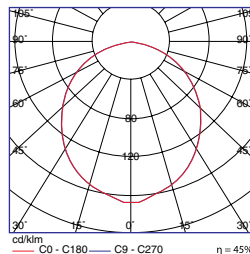


24365	Ø = 260 mm
24239	Ø = 365 mm
24284	Ø = 365 mm
24238	Ø = 425 mm
24237	Ø = 625 mm
24236	Ø = 855 mm

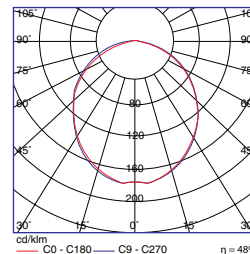
**Design**

Under favour of an opaque diffuser, giving a technical attention and performing maintenance process are very easy; you do not need the use of a special tool. NETA Recessed Mounted luminaires which has a diameter up to 875mm, provide a light from front side, lamp contours are not visible. High-efficiency fluorescent lamps are used in design. 1-10V and DALI DIM options are available. Textured surface indicates the character of NETA that is calm but professional. RAL 9004 RAL 9010 white and black colors are available.

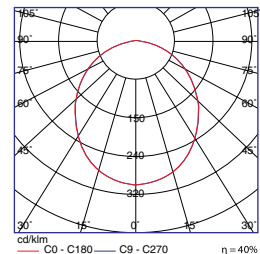
**Photometric Data**



375 mm 1xTL-C5 40W



645 mm 2xPLL 55W + 2xPLL 36W



875 mm 4xPLL 55W + 2xPLL 36W

**Lamp**

Lamps are included in the luminaire.

**NETA Recessed Mounted Ordering Table**

Ordering Code	Descriptions	Product Codes	Dimensions (mm) axbxh	Weight (kg)
24365	Diameter 275 mm 35W LED 5000K	DK 1*LED35A-NW/30 cm	275x255x97	2.3
24239	Diameter 375 mm 1xTL-C5 22W	DK 1*TLC22A-SP/35 cm	375x360x93	2.3
24284	Diameter 375 mm 1xTL-C5 40W	DK 1*TLC40A-SP/34 cm	375x360x93	2.1
24238	Diameter 445 mm 1xTL-C5 55W	DK 1*TLC55A-SP/45 cm	445x420x93	2.6
24237	Diameter 645 mm 2xPLL 55W + 2xPLL 36W	DK 2*PLL55+2*36A-SP/65 cm	645x620x93	5.6
24236	Diameter 875 mm 4xPLL 55W + 2xPLL 36W	DK 4*PLL55+2*36A-SP/85 cm	875x850x93	8.8