

## GIZA Recessed Mounted



GIZA, has been developed with the most innovative and up to date LED technology, making it one of the most sort after luminaires by architects and professional designers. Used in the illumination of modern buildings, GIZA provides comfortable, dynamic and effective lighting.

Its sleek squared formation and 16LEDs radiate warm white to cool white colour temperatures, creating an environment that is warm and inviting. With an internal white reflector to increase efficiency, this economical and professional lighting solution replaces down light luminaires.




**GIZA RECESSED MOUNTED LED LUMINAIRE**

**Technical Specifications**

<b>Body</b>	: PC Case, specially designed cooling ABS Space frame, ABS outer frame
<b>Reflector</b>	: High reflective white polycarbonate
<b>Diffuser</b>	: High efficient opal acrylic
<b>Rated Power</b>	: 16W
<b>Power Consumption</b>	: 19W
<b>Light Source</b>	: Power LED
<b>Rated Voltage</b>	: 220-240 V 50-60 Hz
<b>Degree of Protection</b>	: IP 20
<b>Colour Rendering Index</b>	: 85%
<b>Colour Temperature</b>	: Warm white, Cool white, Neutral white

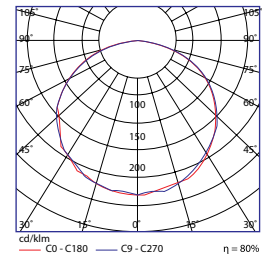


Body Colour  
  
 White

**General Specifications**

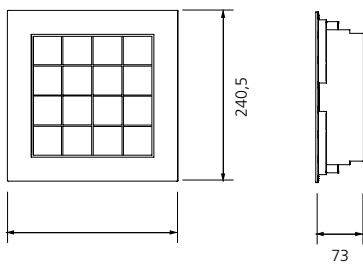
- \* Energy-efficient
- \* Long-lasting
- \* Easy to install
- \* Aesthetic
- \* Green
- \* Light values are stable (time-invariant)

**Photometric Data**

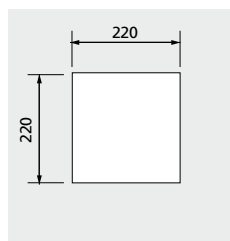


GIZA

**Technical Drawing**



**Ceiling cut-size**



**GIZA Ordering Table**

Ordering Code	Descriptions	Product Codes	Power Consumption (W)	Weight (kg)
47300	GIZA (5850-6300K)	EBA 16*PS20A-139PW/CD	19	3
47304	GIZA (4250-4500K)	EBA 16*PS20A-130NW/CD	19	3
47305	GIZA (3050-3250K)	EBA 16*PS20A-122WW/CD	19	3